

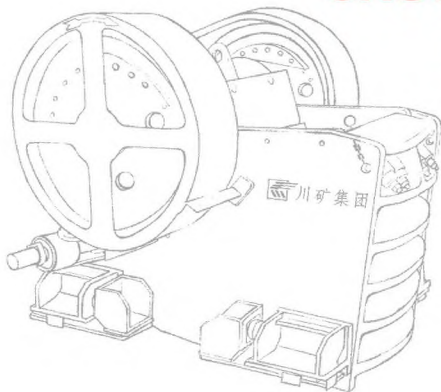


川 矿<sup>®</sup>  
CHUAN KUANG<sup>®</sup>

# CRUSHER SERIES

## PRODUCT MANUAL

### 破碎机系列 产品手册



四川矿山机器(集团)有限责任公司  
SICHUAN MINING MACHINERY (GROUP) CO.,LTD.

# 乘风破浪 世界就在我眼前

每一步，努力奋起，  
数十载，脚踏实地……

我们的汗水，晶结着丰硕的成果

- ★ 中国成套建材水泥设备第一
- ★ 中国索道、滑道的摇篮
- ★ 中国破碎机银奖
- ★ 引导纯碱化工设备技术潮流
- ★ 川矿提升机 提升矿山新形象

机遇与挑战无处不在，

奋斗与希望时刻激励。

以万变应万变

诚信是立足之本，创新是发展的源泉。

……万变中，

川矿人专业精神与诚信务实始终如一！

质量优先，效益为中心。

永不满足于现状。

永远战战兢兢，永远如履薄冰。

……万变中，

我们会倍加努力！

精工细作的加工实力

为用户服务 对用户负责 让用户满意

—— 为中国机械工业作贡献



## 公司简介 COMPANY PROFILE

四川矿山机器(集团)有限责任公司(以下简称:川矿集团)是中国装备制造业大型骨干企业之一,企业综合实力连续多年位居中国机械500强以及中国专用设备制造业100强、中国建材机械制造20强,是中国建材机械工业协会副会长单位、中国重型机械工业协会破碎粉磨设备专业委员会理事长单位、中国煤炭工业劳动保护科学技术学会副主任委员,被誉为中国西部冶金矿山设备和水泥建材设备领军企业、中国空中索道的摇篮和制造基地。

川矿集团始创于1958年,分老厂区和新厂区共占地逾1000亩,拥有员工2000余人,建有铸钢、铸铁、木型、锻压、下料、铆焊、热处理、金加工、装配、电气系统集成等门类齐全的13个车间,拥有各类机械加工设备近2000台套,集合了市场营销、研发、设计、工艺、制造、质量管控、采购、外包、运输、安装调试、EP、EPC工程总承包、维护保养、备品备件、售后服务等全部机械装备制造业业务流程。

川矿集团的产品和服务是行业中性价比最高的供应商之一。50多年来,川矿集团一直专业专注于为煤炭、黑色金属矿山、有色金属矿山、非金属矿山等冶金矿山行业,水泥、建材、陶粒支撑剂行业,电力行业,石油、化工行业,交通、旅游行业等客户提供重大成套技术装备、高新技术产品和技术服务,尤其冶金矿山机械装备及石油焦加工设备,矿用磨机等成套选矿设备,日产5000吨新型干法水泥生产线设备,单绳缠绕式和多绳摩擦式矿井提升机,系列颚式、反击式破碎机、圆锥式破碎机或破碎、筛分联合设备,空中客运、货运架空索道,以及蒸汽煅烧炉和石油钻机的心脏设备---石油泥浆泵等石化装备,产品与服务遍及全国及出口欧美及东南亚等30多个国家。

川矿集团始终以客户为中心,以“品质缔造品位,创新创造价值”为核心价值观,以“员工成长、客户盈利、企业发展、社会满意”为经营理念,以“诚信、规范、制度、效益”为管理理念,以领先的生产制造技术、严格的品质管理体系,“先解决问题,后分清责任”的服务体系,为客户提供高性价比的产品解决方案和完善周到的服务解决方案,全力向川矿“十二五”规划的百亿宏伟蓝图迈进。



四川矿山机器(集团)有限责任公司  
SICHUAN MINING MACHINERY (GROUP) CO., LTD.





Sichuan Mining Machinery (Group) Co., Ltd. (hereinafter called "SMMG"), is one of the large-sized key enterprises in China equipment manufacturing industry. With strong enterprise comprehensive strength, SMMG is one of top 500 enterprises in China mechanical industry, one of top 100 enterprises in China special equipment manufacturing industry, one of top 20 building materials machinery manufacturing enterprises in China. SMMG is the vice-chairman of China Building Material Machinery Association, the standing director of China Heavy Machinery Industry Association Professional Committee and Crushing Grinding Equipment, deputy director of China Coal Industry Labor Protection Science and Technology Institute Committee. SMMG is known as the western China building materials metallurgy mine equipment and cement equipment leader, the cradle of cableway and manufacturing base in China.

SMMG was built in 1958, old factory and new factory area, covers an area of nearly 1000 mu in total, more than 2000 employees. SMMG has all kinds of electrical system integration of 13 workshops. SMMG has about 2000 sets of machining equipment, set all machinery and equipment manufacturing business processes.

SMMG's products and services is one of the most valuable suppliers in the industry. For over 50 years, SMMG has always focused on providing complete sets of equipment, high-tech products and technical services, professional. Its products have been covering domestic 31 provinces and exported to about 30 countries in Europe and Southeast Asia etc.

Customer is supreme for SMMG, with "Quality to create taste, Innovation to create value" as the core values, with "Staff growth, Customer profitability, Enterprise development, Social satisfaction" as the business philosophy. "Credit, Standard, System, Benefit" is the management idea. With advanced production technology, strict quality management system, "Solve the problem firstly, then division responsibility" is the service system. SMMG provide customers with cost-effective products and perfect service solutions.



## 欧版颞式破碎机 >>> PV Series Jaw Crusher


欧版（PV型）颞式破碎机是川矿集团引进国际先进技术和研究成果，成功开发的新一代产品，具有国际先进水平。它广泛应用于各类最坚硬和高磨蚀性岩石，是金属矿山破碎处理和石料加工生产的理想产品。

PV series of jaw crusher is a new and successful product that SMMG has developed with introduced the international advanced technologies and research achievement, with the international advanced level. It can be widely used in all kinds of hard and abrasive rock, is an ideal product for metal mining and stone processing production.



### 工作原理:

电动机驱动皮带和皮带轮，通过偏心轴使动颞前后上下摆动，当动颞推动动颞板向定颞板运动时，物料被压碎或劈碎。当动颞和动颞板在偏心轴、弹簧的作用下后退时，先前已被压碎或劈碎的物料从颞板的下部排料口排出。随着电动机连续转动而破碎机动颞作周期性地压碎和排泄物料，实现批量生产。



### Principle of Operation:

Motor drives belt and pulley, the eccentric shaft makes the moving jaw up and down swing. When the movable jaw pushes the movable jaw plate to the fixed jaw plate, material is crushed or broken. When the movable jaw and movable jaw plate backs away under the action of the eccentric shaft and spring, pieces of material that have been crushed or split discharged from the lower jaw plate. With the continuous rotation of the motor, broken jaw periodically crush and discharge material, to achieve mass production.



## 性能特点:

- 1、对称V型破碎腔设计,使动颚和定颚衬板可实现互换。
- 2、采用SKF或FAG大型优质调心滚动轴承,整机可靠性更高。
- 3、楔块调整系统较垫板调整系统更方便、快捷安全。
- 4、优良的平衡性设计可使破碎机实现无地脚螺栓安装。
- 5、动颚总成以高质量铸钢件构成,重型偏心轴采用锻坯进行加工,使机器具有超凡的可靠性,更加经久耐用。
- 6、轴承座采用整体式铸钢结构,保证与破碎机架完全配合,大大增强轴承座的径向强度。
- 7、采用最新齿形护板,增大颚板的有效长度,提高产量。
- 8、机体与电机机座的一体化设计既减少了三角带的长度延长了三角带寿命,又节约了破碎机的安装空间。



## Performance Characteristics:

- 1、Cavity design of symmetric V type crusher, jaw and the fixed jaw plate can realize the exchange.
- 2、Using SKF or FAG large high-quality aligning rolling bearings, more reliable.
- 3、Wedge adjustment system with plate adjustment system is more convenient, fast and safe.
- 4、Crushers can no-bolt installation because the design balance excellent anchor.
- 5、The movable jaw assembly with high quality castings, the eccentric shaft processed with heavy forging. The machine has superior reliability, more durable.
- 6、Bearing seat with integral cast steel structure, to ensure complete fitting with broken frame, greatly enhance the radial strength of bearing
- 7、Using the new tooth plate, increases the effective length of jaw plate, improve the yield.
- 8、Integrated design of body and the motor frame, can not only reduce the triangle belt length, prolong the belt life, but also saving the installation space of crusher.



## 产品参数 / Product Parameters:

型号 Model	进料尺寸 Feeding size (mm)	最大进料粒径 Max feeding size (mm)	生产能力 闭边排矿口尺寸 Capacity(tph) Closed-edge discharge port size(mm)										电机功率 Motor power (kw)
			40	50	70	90	100	150	200	250	275	300	
PV510×850	510×850	450	55-75	65-95	95-135	120-170	140-190	200-290					75
PV570×1000	570×1000	510	70-100	85-115	125-155	155-225	180-230	260-340					90
PV710×1160	710×1160	640		115-155	135-175	180-220	200-245	300-380	380-500				110
PV860×1100	860×1100	760			160-230	200-270	220-300	300-440	400-560				132
PV950×1200	950×1200	850				190-300	220-335	330-450	420-580				160
PV1100×1200	1100×1200	1000					245-335	340-480	450-620	540-760			160
PV1200×1500	1200×1500	1020						380-520	490-660	610-880	660-970		220
PV1300×1600	1300×1600	1200						420-630	550-810	700-980	750-1070	820-1160	220

## 颞式破碎机 >>> Jaw Crusher

颞式破碎机常用于各种矿、岩石破碎的第一道工序，可将抗压强度不高于320MPa的各种矿石一次性加工至中等粒度，广泛应用于矿山、冶金、化工、建材等领域。

Jaw crusher is often used in the first process of rock broken. It can process various ore (compressive strength not more than 320MPa) to medium size in one-time. And it is widely used in the fields of mine, metallurgy, chemical industry, building materials etc.



### 工作原理:

该系列颞式破碎机工作方式为曲动挤压型，其工作原理是：电动机驱动皮带和皮带轮，通过偏心轴使动颞上下运动，当动颞上升时肘板与动颞间夹角变大，从而推动动颞板向固定颞板接近，与此同时物料被压碎或劈碎，达到破碎的目的；当动颞下行时，肘板与动颞夹角变小，动颞板在拉杆，弹簧的作用下，离开固定颞板，此时已破碎物料从破碎腔下口排出，随着电动机连续转动而碎颞作周期运动压碎和排卸物料，实现批量生产。

### Principle of Operation:

This series of jaw crusher working methods is dynamic extrusion type. The principle of operation is: Motor drives belt and pulley, makes dynamic jaw movement up and down through the eccentric shaft. When the moving jaw rises, angle with the and moving jaw will become bigger, promote dynamic jaw plate to close to the fixed jaw, in the same time, the material being crushed or broken, achieve the goal of broken. When the moving jaw moves down, the angle between toggle plate and dynamic jaw becoming smaller. Under the action of bar, spring, moving jaw leave the fixed jaw plate. Broken material is discharged from crushing cavity mouth. As the motor turns continuously, twitter mobile jaw as periodic motion, crush and discharge material, achieve batch production.





## 性能特点:

- 1、结构简单、维修使用方便,性能稳定,运营成本低,破碎比大。
- 2、垫片式排料口调整装置,可靠方便,调节范围大,增加了设备的灵活性。
- 3、润滑系统安全可靠,部件更换方便,保养工作量小。
- 4、设备节能:单机节能15%~30%,系统节能一倍以上。

## Performance Characteristics:

- 1、Simple structure, convenient in use and maintenance. Stable performance, low operation cost, high crushing ratio.
- 2、Gasket type discharging mouth adjusting device, reliable, convenient and the adjusting range is big, increase the flexibility of the equipment.
- 3、Lubrication system safe and reliable, easy to parts replacement, small maintenance workload.
- 4、Energy saving: stand-alone energy saving 15% ~ 30%, the system energy saving more than double.



## 产品参数 / Product Parameters:

型号/Model	进料口尺寸 Feeding Size (mm)	最大进料粒度 Max feeding size (mm)	排料口调整范围 Discharge port adjusting range (mm)	处理能力 Capacity (t/h)	电机功率 Motor power (kw)	外形尺寸长×宽×高 Outline dimension Length * width * height (mm)
PE-250×400	250×400	210	20-80	5-20	15	1108×1090×1392
PE-400×600	400×600	340	40-100	16-60	30	1710×1748×1670
PE-500×750	500×750	425	50-100	40-110	55	2140×1956×1870
PE-600×900	600×900	500	65-160	50-180	75	2520×1840×2300
PE-750×1060	750×1060	630	80-140	110-320	110	2717×2472×2840
PE-900×1200	900×1200	750	100-200	220-450	132	3900×2990×3285
PE-1000×1200	1000×1200	850	105-265	315-500	160	3480×2876×3330
PE-1200×1500	1200×1500	1000	150-350	400-800	220	4200×3300×3500
PEX-150×750	150×750	120	18-48	8-25	15	1215×1584×1025
PEX-250×750	250×750	210	25-60	13-35	22	2740×2524×1400
PEX-250×1000	250×1000	210	25-60	16-52	30/37	1550×1992×1380
PEX-250×1200	250×1200	210	25-60	20-61	37	1820×2192×1450
PEX-300×1300	300×1300	250	20-90	16-105	75	2100×2320×1730

## 单缸液压圆锥破 >>> S Series Hydraulic Cone Crusher

单缸液压圆锥破碎机是我公司在总结五十多年来从事破碎行业设计、生产、销售、服务经验的基础上，引进欧美国家先进的破碎机技术，自主研发的新型的单缸液压圆锥破碎机。该机型集机械、液压、电气、自动化、智能控制等技术于一体，是世界上最先进的破碎技术。

S Series Hydraulic Cone Crusher is a new type crusher which is our company independent research and development. It is produced with European and American countries advanced technology, based on 50 years in the crushing industry design, production, sales and service experience. The crusher combines mechanical, hydraulic, electrical, automation, intelligent control technology into an organic whole, is the most advanced technology of crusher.

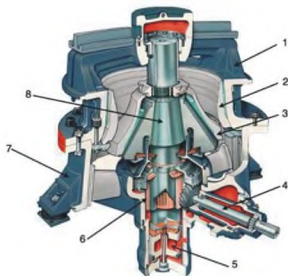


### 工作原理:

单缸液压圆锥破碎机工作时，电机通过三角带、传动轴、传动齿轮带动偏心套旋转，动锥在偏心套作用下做旋摆运动，使动锥和定锥时而靠近时而偏离。物料在破碎腔内不断受到挤压、冲击而破碎，破碎的物料从下部排出。

### Principle of Operation:

When the S Series Hydraulic Cone Crusher is working, motor drive the eccentric sleeve by v-belts, transmission shaft and transmission gear. Dynamic cone rotary pendulum moved with the action of eccentric sleeve, the moving cone and fixed cone sometimes near sometimes deviation. Material is squeezed in the crushing cavity, impact and breakage, broken material discharge from the bottom.



- 1、上箱体 Upper Frame
- 2、定锥衬板 Fixed Cone Scaleboard
- 3、动锥衬板 Movable Cone Scaleboard
- 4、水平轴 Horizontal Shaft
- 5、液压缸 Hydraulic Cylinder
- 6、偏心套 Eccentric Bushing
- 7、下箱体 Lower Frame
- 8、主轴 Main Shaft



## 性能特点：

- 1、零部件采用优质钢材，性能可靠，操作更安全。
- 2、吸收国外先进技术，配置自动化控制系统。
- 3、采用液压润滑油站，使用成本比较低。
- 4、恒定腔型设计，自动补偿衬板磨损，保证挤满给料，提高作业效率。
- 5、结构简单，易损件更换方便。
- 6、可根据不同需求选择不同腔型，适应能力强。
- 7、加强的机架结构和特殊轴承材料，承载能力大，可靠性高，延长了设备的使用寿命。

## Performance Characteristics:

- 1、Parts adopt high quality steel, reliable performance and operation more safety.
- 2、Use the overseas advanced technology, the configuration of automation control system.
- 3、Adopts hydraulic oil station, low use cost.
- 4、Constant type cavity designed, automatic compensation liner wear and ensure full feed, improve the working efficiency.
- 5、Simple structure and wearing parts can be changed or repaired easily.
- 6、Strong ability to adapt because user can choose different cavity type, according to different needs.
- 7、Reinforced frame structure and special bearing materials, large carrying capacity, high reliability, extend the service time of the equipment.

## 产品参数 / Product Parameters:

型号 Model	腔型 Cavity	进料尺寸 Feeding size(mm)	排料口尺寸 Discharging size (mm)	处理能力 Capacity(t/h)	电机功率 Motor power (kW)	外形尺寸 Outline dimension
SS90	EC	240	22	85-120	90	1550 × 1414 × 2502
	C	200	19	70-95		
SS160	EC	360	25	125-215	160	1961 × 1800 × 3063
	C	300	22	108-180		
SS250	MC	235	19	90-165	250	2380 × 2200 × 3623
	EC	450	35	265-455		
	C	400	29	225-335		
	MC	300	25	195-320		
SS315	EC	560	41	350-605	315	3080 × 3037 × 4469
	C	500	38	320-630		

EC—特粗腔型 EC—Extra primary crushing cavity C—粗碎腔型 C—Primary crushing cavity MC—中粗腔型 MC—Secondary primary crushing cavity

型号 Model	腔型 Cavity	最大进料尺寸 Max feeding size(mm)	排料口尺寸 Discharging size	处理能力 Capacity(t/h)	电机功率 Motor power	外形尺寸 Outline dimension
SH90	C	90	10	45-120	90	1463 × 1240 × 2160
	M	65	10	40-90		
	F	38	4	25-65		
	EF	29	4	25-60		
SH160	EC	185	13	70-210	160	1843 × 1564 × 2570
	C	145	13	65-200		
	M	90	10	65-165		
	F	50	6	50-105		
SH250	EC	215	16	115-385	250	2166 × 1771 × 2958
	C	175	13	100-380		
	M	110	13	120-330		
	F	70	8	95-250		
SH315	EC	38	7	90-180	315	2026 × 1780 × 2890
	EC	275	16	180-665		
	C	215	16	170-645		
	M	135	16	200-500		
SH500	F	85	13	195-400	500	2364 × 2175 × 2980
	EF	65	13	210-358		
	EC	300	22	450-1550		
	C	240	19	435-1460		
SH600	M	155	19	400-1300	600	2707 × 2420 × 3584
	F	90	13	355-910		
	EF	80	10	280-880		
	C	330	25	540-1935		
SH600	M	195	22	550-1585	600	2707 × 2420 × 3584
	F	120	16	530-985		
	EF	75	10	210-630		

EC—特粗腔型 EC—Extra primary crushing cavity C—粗碎腔型 C—Primary crushing cavity M—中碎腔型 M—Secondary crushing cavity  
 F—细碎腔型 F—Fine crushing cavity EF—特细腔型 EF—Extra fine crushing cavity

# 多缸液压圆锥破 >>> M Series Hydraulic Cone Crusher

M系列多缸液压圆锥破碎机适用于矿山、冶金、建筑、水泥及砂石行业等。在各种花岗岩、玄武岩等中硬以上岩石的中碎、细碎、超细碎作业中得到了广泛应用。

The M series Hydraulic Cone Crusher is suitable for mining, metallurgical, chemical, construction, cement and sand industry, etc.



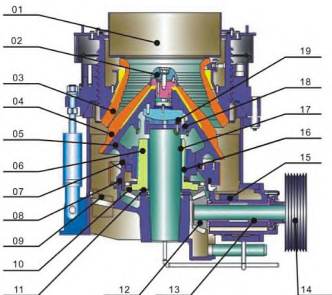
## 工作原理:

圆锥破碎机工作时，电动机通过弹性联轴器、传动轴和一对锥齿轮带动偏心轴套转动，破碎圆锥轴线在偏心轴套的迫动下做旋摆运动，使破碎壁和轧臼壁时而靠近，时而远离，矿石在破碎腔内不断地受到挤压、撞击和弯曲而被破碎。

## Principle of Operation:

When hydraulic cone crusher is working, motor drives the eccentric shaft sleeve rotation through the elastic coupling, transmission shaft, and a pair of bevel gears. The broken cone axis rotary pendulum motion with the forced motion of eccentric shaft sleeve, broken walls and rolling mortar wall sometimes close, sometimes far from. Material is squeezed in the crushing cavity, impact and breakage.

- |                            |                                  |
|----------------------------|----------------------------------|
| 01、料斗 Hopper               | 11、上摩擦盘 Friction disc            |
| 02、锤头 Hammer               | 12、小锥齿轮 Bevel pinion             |
| 03、定锥衬板 Bowl Liner         | 13、轴套 Shaft sleeve               |
| 04、动锥衬板 Mantle             | 14、带轮 Belt pulley                |
| 05、动锥总成 Movable Cone       | 15、护板 guard board                |
| 06、偏心套总成 Eccentric Bushing | 16、偏心套内衬 Inner eccentric bushing |
| 07、密封环 Sealing ring        | 17、衬套 Bushing bolck              |
| 08、密封环 Sealing ring        | 18、浮动衬套 Floating chuck           |
| 09、筋护板 The board           | 19、球瓦 Ball bearing               |
| 10、大锥齿轮 Bevel gear         |                                  |





### 性能特点:

- 1、破碎力度更大,破碎效率更高。
- 2、自动调节排料大小,操作方便,可靠性强。
- 3、液压保护及液压清腔、自动化程度高、减少停机时间。
- 4、稀油润滑、可靠先进、提高使用寿命。
- 5、采用层压原理设计,及与之相匹配的转速,提高了破碎比和产量,增加了成品料立方体的含量。
- 6、破碎壁、轧臼壁采用高锰钢制作,损耗降低,运营成本低。

### Performance Characteristics:

- 1、More crushing strength, crushing efficiency is higher
- 2、Automatically adjust the discharging size, convenient operation, high reliability.
- 3、Hydraulic protection and hydraulic cleaning cavity, high degree of automation, reduce downtime.
- 4、Thin oil lubrication, reliable, advanced, improve the service life.
- 5、Using laminated principle design and matching speed, improve the crushing ratio and production, increase the content of cube in finished product.
- 6、Broken walls and rolling mortar wall using high manganese steel production, reduce the loss, low operating costs.



### 产品参数 / Product Parameters

型号 Model	给料口尺寸 Feeding Size (mm)	最小排矿口 Min discharging size (mm)	生产能力 Capacity (t/h)	电机功率 Motor power (kw)	外形尺寸 Outline dimension
M160	150	13	120-240	160	2010 × 2200 × 1950
M160F	76	6	55-180		
M220	225	13	150-430	220	2520 × 2600 × 2350
M220F	86	6	90-260		
M315	290	13	190-610	315	3100 × 3150 × 2890
M315F	100	6	108-320		
M400	320	13	230-700	400	3450 × 3490 × 3190
M400F	110	6	145-430		

# 复合型圆锥破 >>> C Series Cone Crusher

复合型圆锥破是我公司在引进、吸收国外技术的基础上，根据市场需求，设计出的高性能的圆锥破碎机，其产品结构合理，使用寿命长，破碎成品粒度均匀。

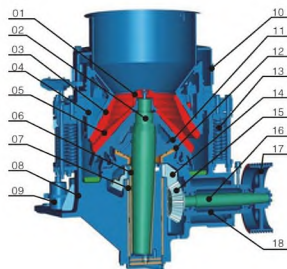
SMMG introduce foreign technology, according to the market demand, designing a high performance of cone crusher. The structure design is reasonable, and service life is long, crushing product size is uniform.

## 工作原理:

复合型圆锥破碎机工作时，由电动机通过三角带、大带轮、传动轴、小锥齿轮、大锥齿轮带动偏心套旋转，破碎圆锥轴线在偏心套的迫动下做旋摆运动，使得破碎壁表面时而靠近又时而离开轧臼壁的表面，从而使物料在定锥与动锥组成的环形破碎腔内不断地受到冲击、挤压和弯曲而破碎。经过多次挤压、冲击和弯曲后，物料破碎至要求粒度，经下部排出。

## Principle of Operation:

When the composite cone crusher working, the motor drives the eccentric sleeve to rotate through the belt, a big belt wheel, transmission shaft, bevel gear, bevel gear. Crushing cone axis on the eccentric sleeve forced under the rotation swing, the surface of broken wall sometimes close sometimes leave the rolling mortar wall surface. Material impact, extrusion, bending and crushing, in a ring crushing cavity of the fixed cone and moving cone. After repeated extrusion, impact and bending, material crushing to the required size, discharge from the lower.

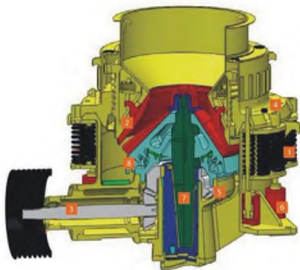


- |                       |                            |
|-----------------------|----------------------------|
| 01、主轴套 Nut Cover      | 10、帽架 Frame Cap            |
| 02、主轴 Main Shaft      | 11、动锥 Mantle Core          |
| 03、轧臼壁 Bowl Liner     | 12、碗型瓦 Seat Liner          |
| 04、上机架 Top Cell       | 13、弹簧 Retracting Spring    |
| 05、破碎壁 Mantle         | 14、大锥齿轮 Bevel Gear         |
| 06、偏心套 Eccentric Bush | 15、小锥齿轮 Bevel Pinion       |
| 07、直套 Frame Bush      | 16、传动轴 Transmission Shaft  |
| 08、机架 Frame           | 17、带轮 Main Belt Pulley     |
| 09、油缸 Cylinder        | 18、传动轴架 Countershaft Frame |



## 性能特点:

- 1、高质量弹簧，负荷保护。
- 2、破碎壁和轧臼壁，高锰钢铸件，液压装置，操作方便可靠。
- 3、传动轴由铜套保护，拆卸维修方便。
- 4、采用液压调节装置，方便调节出料口大小。
- 5、高质量的铜套能承受高冲击负荷，可以在严酷的环境下工作。
- 6、如果有异物进入破碎机，液压清除装置可以清除异物。
- 7、主轴——淬火的铬钼钢，尤其是大直径的，能适应耐磨的要求。
- 8、小齿轮和大齿轮，高强度和高精度，确保设备的正常运行。



## Performance Characteristics:

1. High quality spring and overload protection.
2. The broken wall and mortar wall High manganese steel casting. Hydraulic lock device is convenient and reliable.
3. Drive shaft is supported by the bronze shaft sleeve, and convenience of maintenance.
4. Adoption of hydraulic adjusting device is convenient for regulation of discharge opening.
5. High quality copper socket liner can bear high crushing load, and allows the machine working under rigorous working condition.
6. Hydraulic cleaning device can remove the foreign body if non-crushable object is delivered into the crusher.
7. Main shaft—Forged form hardened and tempered chrome molybdenum steel particularly large diameters to suit heavy application.
8. Pinion gear and bull gears with high strength and high precision are adopted to ensure the reliable operation of equipment.

## 产品参数 / Product parameters:

型号 Model	腔型 Cavity	最大进料尺寸 Max feeding size (mm)	排料口调整范围 Discharge port adjusting range (mm)	处理能力Capacity (t/h)	电机功率Motor power (kw)	外形尺寸 Outline size (mm)
C900B	F	85	9-22	45-91	75	2656 × 1746 × 2410
	C	150	13-38	59-163		
	EC	150	25-38	118-163		
C900D	F	35	3-13	27-90	160	2958 × 2354 × 3156
	M	65	3-16	27-100		
	C	85	6-19	59-129		
C1300B	F	115	13-31	109-181		
	M	178	16-38	132-253		
	C	205	19-51	172-349		
C1300D	EC	220	25-51	236-358		
	F	54	3-26	36-163		
	M	76	6-26	82-163		
C1600B	C	89	8-25	109-227	250	3941 × 2954 × 3771
	EC	113	16-25	209-236		
	F	178	16-38	181-327		
C1600D	M	205	22-51	258-417		
	C	228	25-64	299-635		
	EC	313	38-64	431-630		
C2100B	F	60	5-13	90-209	400	4613 × 3251 × 4732
	M	76	6-19	136-281		
	C	113	10-25	190-336		
C2100D	EC	129	13-25	253-336		
	F	236	19-38	544-1044		
	M	284	25-51	862-1424		
C2100B	C	314	31-64	1125-1814		
	EC	391	38-64	1252-1941		
	F	89	5-16	218-463		
C2100D	M	113	10-19	404-580		
	C	151	13-25	517-680		
	EC	172	16-25	580-744		

EC—特粗腔型 EC—Extra primary crushing cavity C—粗碎腔型 C—Primary crushing cavity M—中碎腔型 M—Secondary crushing cavity  
F—细碎腔型 F—Fine crushing cavity

## 反击式破碎机 >>> Impact Crusher

我公司生产的硬岩式反击破吸收国内外先进技术，配备高铬板锤、独特的反击衬板，排料粒度大小可调，能简化破碎流程，可用于破碎硬度更大的岩石。其产品粒度、粒形都比较好。

SMMG produces the hard rock impact crusher adopts advanced technology at home and abroad. Equipped with high chromium plate hammer, unique impact plate, row partial size is adjustable, the broken process can be simple, can be used for crushing more hard rock. The product particle size and particle shape are better.



### 工作原理:

反击式破碎机系列产品利用冲击能破碎物料，工作时，在电动机的带动下，反击式破碎机的转子高速旋转，物料进入后，与转子上的板锤撞击破碎，然后又被反击到衬板上再次破碎，最后从出料口排出。用户可调整反击架和转子架之间的间隙可达到改变物料出料粒度和物料形状的目的。

### Principle of Operation:

Impact crusher use of impact to broke material. When it working, the rotor high-speed rotation with the motor driven. The material into crusher, impact the rotor on plate hammer and broken. Then it is back to the lining plate broken again, finally discharged from the discharge port. The user can adjust the clearance between the back frame and rotor frame, change the material grain size and shape.





## 性能特点:

- 1、结构新颖、独特、运转平稳，多腔均匀破碎，适宜破碎硬岩。
- 2、能量消耗小、产量高、破碎比大，一般为10-20，高的可达50-60。
- 3、具有整形功能，产品形状呈立方体，堆积密度大，排料粒度大小可调，简化破碎流程。
- 4、低矮的大进料口，便于生产线布置和增大进料尺寸。
- 5、反击式破碎机新型耐磨材料使板锤、反击板和衬板使用寿命更长。
- 6、使用和维护方便以及能够作选择性破碎。

## Performance Characteristics:


- 1、A novel structure, unique, stable operation, multi cavity uniform broken, suitable for crushing hard rock.
- 2、Low energy consumption, high yield, high crushing ratio, for general 10-20, high up to 50-60.
- 3、With the shaping function, product is cubic shape, high packing density, adjustable discharge size, simplified crushing process.
- 4、Feeding port is low and big, easy to arrange production line and increase the feed size.
- 5、Impact crusher use of new wear-resistant material, so the plate hammer, impact plate and lining board has longer service life.
- 6、Easy to use and repair, can be used as selective crushing.



## 产品参数 / Product Parameters:

型号 Model	转子 直径×宽度 Rotor D × W (mm)	进料口尺寸 Feeding size (mm)	最大进料尺寸 Max feeding size (mm)	处理量 Capacity (t/h)	电机功率 Motor power (kw)	外形尺寸 Outline size (mm)
PFY1007	φ 1000 × 700	400 × 730	250	15-60	37-55	2400 × 1560 × 2660
PFY1010	φ 1000 × 1050	400 × 1080	300	50-90	55-75	2440 × 2250 × 2630
PFY1210	φ 1250 × 1050	400 × 1080	300	70-130	110-132	2700 × 2340 × 2870
PFY1214	φ 1250 × 1400	400 × 1430	300	90-180	132-160	2700 × 2695 × 2900
PFY1315	φ 1320 × 1500	860 × 1520	350	120-250	180-260	2860 × 2800 × 3050
PFY1320	φ 1320 × 2000	860 × 2030	500	160-350	300-355	2870 × 3350 × 3090
PFY1420	φ 1400 × 2000	1250 × 2030	600	300-450	355	4130 × 3350 × 3660
PFY1620	φ 1400 × 2000	1450 × 2030	680	300-550	560	5540 × 3830 × 4600

## VSI制砂机 >>> VSI Series Vertical Shaft Impact Crusher



VSI制砂机是引进国外技术研制生产的高性能制砂设备，它是独特的转子结构设计、耐磨材料工艺、破碎速度优化以及液压设计的完美结合。该机专为建筑、工程、水电大坝、搅拌站生产优质砂石骨料，是人工制砂和石料整形领域的首选设备。

VSI Series Vertical Shaft Impact Crusher is high performance sand making equipment with foreign technology development and production. It is the perfect combination of unique design of rotor structure, wear-resisting material process, crushing speed optimization and hydraulic design. This machine is designed to make high quality sand for construction, municipal engineering, hydropower dam construction and aggregate concrete mixing station. It's the best choice in the field of artificial sand and stone plastic equipment.

### 工作原理:

物料由机器上部垂直落入高速旋转的叶轮内，在高速离心力的作用下，与另一部分以伞状形式分流在叶轮四周的物料产生高速撞击而破碎，物料在相互撞击后，又会在叶轮和机壳之间形成涡流并多次的互相撞击、摩擦而粉碎，从下部垂直排出，通过筛分设备筛分出所要求的成品粒度。

### Principle of Operation:

Material from the upper vertical machine into a high-speed rotating impeller, with the centrifugal force at high speed, high speed impact with the other part of material which is umbrella shaped distribution near the impeller, and break. After hitting each other, material will form eddy current between the impeller and casing, and repeatedly hit each other, friction and shattered. Material discharged vertically from the bottom, screening out the required finished product granularity by screening equipment.




## 性能特点:

- 1、采用液压开盖装置,使得破碎腔内部检修拆换方便快捷,省时省力。
- 2、独有的进料破碎结构,可很方便地实现“石打石”和“石打铁”的转换,既可破碎又可整形。
- 3、独特的防尘密封系统,完全避免外部粉尘进入润滑部位。
- 4、优质的材料和先进的工艺技术,提高了设备的内在质量和外观品质,确保了低故障率。
- 5、最佳的破碎腔设计,延长了易损件的使用寿命,降低使用成本。

## Performance Characteristics:

- 1、The crushing cavity internal items can be changed or repaired easily and fast, because adopting hydraulic drive cover device. It's a saving of time and labor.
- 2、With the unique feeding crusher structure, it is convenient to realize the "stone crushing stone" and "stone crushing metal", can be broken and shaping stones.
- 3、With the unique dustproof sealing system, completely avoid the external dust into the lubricating parts.
- 4、High quality materials and advanced technology, improve the equipment quality and appearance, low failure rate to ensure.
- 5、The best design of crushing cavity, prolong the service time of wearing parts and reduce the cost.




## 产品参数 / Product Parameters:

型号Model		VSI-7611	VSI-8518	VSI-9526	VSI-1140
处理能力 Capacity (t/h)	瀑布与中心进料 Feed at center & sides	120-180	200-260	300-380	450-520
	全中心进料 Center feeding	60-90	100-130	150-190	225-260
最大进料粒度 Max feeding size (mm)	软料 Soft material	35	40	45	50
	硬料 Hard material	30	35	40	45
转速Speed (rpm)		1700-1890	1520-1690	1360-1510	1180-1310
双电动机功率 Double motor power (kw)		110	180	264	400
最大外形尺寸 Max outline dimension		3700 × 2150 × 2100	4140 × 2280 × 2425	4140 × 2447 × 2778	5000 × 2700 × 3300
长 × 宽 × 高(mm)"L"×"W"×"H" (mm)					

## 振动筛 >>> Vibrating Screen

圆振动筛做圆形运动，是一种多层数、高效新型振动筛，专为采石场筛分料石设计的，也可供选煤、选矿、建材、电力及化工等行业作产品分级用。

Circular vibrating screen does a circular motion, is a kind of multi layers, efficient type vibrating screen. Specifically design for the stone quarry screen, also for coal, mineral processing, building materials, electric power and chemical industry used to the product classification.



### 工作原理:

电动机经三角带使激振器偏心块产生高速旋转。运转的偏心块产生很大的离心力，激发筛箱产生一定振幅的圆运动，筛上物料在倾斜的筛面上受到筛箱传给冲量而产生连续的抛掷运动，物料与筛面相遇的过程中使小于筛孔的颗粒透筛，从而实现分级。

### Principle of Operation:

Motor make the exciter eccentric block to produce high speed rotating through V-belt. Operation of the eccentric block to produce big centrifugal force, excited circular motion amplitude sieve boxes do a circular motion. The materials on the sieve box have the impulse in the screen surface inclination and produce a continuous casting movement. Materials and screen surface meet, little than sieve particles through the sieve, and realize the classification.





## 性能特点:

- 1、物料筛淌线长, 筛分规格多。
- 2、采用块偏心作为激振力, 激振力强。
- 3、筛子横梁与筛箱采用高强度螺栓连接, 无焊接。
- 4、筛机结构简单, 维修方便快捷。
- 5、采用小振幅, 高频率, 大倾角结构, 使该机筛分效率高、处理最大、寿命长、电耗低、噪音小。

## Performance Characteristics:

- 1、The material screen drip line is long, and has many screening specifications.
- 2、The eccentric block as an exciting force, strong exciting force.
- 3、Sieve beams and sieve box connected by high strength bolts, no welding.
- 4、Sieve machine has the advantages of simple structure and convenient repair.
- 5、The small amplitude, high frequency, high dip structure, so this machine is of high efficiency, maximum, long life, low power consumption, low noise.



## 产品参数 / Product Parameters:

型号 Model	筛面规格 Screen specification	筛面层数 Screen number	最大进料尺寸 Max Feeding Size(mm)	处理能力 Capacity	电机功率 Motor power(kw)	外形尺寸 Outline size
2YK1245	4500 × 1200	2	200	20-200	11	5120 × 1860 × 1200
3YK1245	4500 × 1200	3	200	20-200	11	5360 × 1860 × 1620
2YK1548	4800 × 1500	2	400	30-200	15	5900 × 2270 × 1620
3YK1548	4800 × 1500	3	400	30-200	15	5900 × 2270 × 1670
2YK1848	4800 × 1800	2	400	50-280	18.5	5900 × 2560 × 1620
3YK1848	4800 × 1800	3	400	50-280	18.5	5900 × 2560 × 1670
2YK1860	6000 × 1800	2	400	65-550	22	7060 × 2560 × 1620
3YK1860	6000 × 1800	3	400	65-550	22	7060 × 2560 × 1670
4YK1860	6000 × 1800	4	400	65-550	30	7060 × 2560 × 1930
2YK2160	6000 × 2100	2	400	81-720	22	7130 × 2990 × 1760
3YK2160	6000 × 2100	3	400	81-720	30	7130 × 2990 × 1810
4YK2160	6000 × 2100	4	400	81-720	30	7130 × 2990 × 1930
2YK2460	6000 × 2400	2	400	100-810	30	7130 × 4121 × 1810
3YK2460	6000 × 2400	3	400	100-810	37	7130 × 4121 × 1940
4YK2460	6000 × 2400	4	400	100-810	37	7130 × 4121 × 2080
2YK3072	7200 × 3000	2	400	200-900	22 × 2	7200 × 4520 × 4184
3YK3072	7200 × 3000	3	400	200-900	22 × 2	7200 × 4520 × 4684

## 振动给料机 >>> Vibrating Feeder



振动给料机可把块状、颗粒状物料从贮料仓中均匀、定时、连续地送入受料装置，在砂石生产线中可为破碎机连续均匀地喂料，并对物料进行粗筛分。

Vibrating feeder can send the massive, granular materials into feeding device from the storage bin in uniform, timing, continuously. It can feed continuously and uniformly for crusher in sand-make line, and screening of rough materials.

### 工作原理:

振动给料机是由给料槽体、激振器、弹簧支座、传动装置等组成。槽体振动给料的振动源是激振器，激振器是由两根偏心轴（主、被动）和齿轮副组成，由电动机通过三角带驱动主动轴，再由主动轴上齿轮啮合被动轴转动，主、被动轴同时反向旋转，使槽体振动，使物料连续不断流动，达到输送物料的目的。

### 性能特点:

- 1、体积小、重量轻、结构简单。
- 2、安装、维修方便，运行费用低。
- 3、效率高，给料能力大。
- 4、噪音低，耗电少，功率因数高。
- 5、振动平稳，给料均匀，使用寿命长。

### Principle of Operation:

Vibrating feeder is composed of a feeding trough, vibrator, spring support, driving device, etc. Body vibration feeder vibration source is the vibration exciter, which is composed of two eccentric shaft (main, passive) and gear pair. Motor drives the driving shaft through the belt, and the driving shaft gear driven shaft rotation. The driving shaft and the driven shaft reverse rotation at the same time, the body vibration, so that the material continuous flow, achieve the purpose of conveying material.

### Performance Characteristics:

1. Small volume, light weight, simple structure.
2. Easy to install, repair, low operation cost.
3. High efficiency, good feeding capacity.
4. Low noise, low power consumption, high power factor.
5. Stable vibration, even feeding, long service life.

### 产品参数 / Product Parameters

型号 Model	料槽尺寸(长×宽) Tank size (length × width)	最大进料尺寸 Max feeding size (mm)	处理能力 Capacity (t/h)	电机功率 Motor power (kw)	机器外形尺寸(长×宽×高) Outline dimension (L × W × H)
ZSW380×95	3800×950	500	100-160	11	3882×2177×2066
ZSW420×110	4200×1100	580	120-240	15	4282×2400×2150
ZSW490×110	4900×1100	630	150-320	15	4950×2425×2031
ZSW590×110	5900×1100	630	200-350	22	6000×2500×2150
ZSW490×130	4900×1300	750	250-450	22	4957×2580×2083
ZSW600×130	6000×1300	750	400-600	22	6082×2580×2083
ZSW600×150	6000×1500	800	500-700	30	6086×2662×1912

# 锤式破碎机 ▶▶▶ Hammer Crusher

锤式破碎机适用于破碎抗压强度不大于200MPa的物料，其破碎比大，粒度均匀，在建筑、水泥、化工等领域应用广泛。

The hammer crusher is suitable for crushing materials compressive strength is not more than 200 MPa. It has the advantages of high crushing ratio, uniform product size, widely used in construction, cement, chemical industry etc.



## 工作原理:

通过电动机驱动转子，转子带动转子上的锤板高速旋转，物料进入破碎腔后受锤板的高速撞击、冲击、剪切而被粉碎，成品料通过机器下端筛条排出机外，出料粒度可通过调节筛条间隙来调整。

## Principle of Operation:

It driven by the motor, the rotor drives the hammer plate high-speed rotating. The material into the crushing chamber, high-speed impact, shear by the hammer plate and crushed. The finished material discharged through the screen at the bottom of machine. And the discharging size can be tuned by adjusting screen space.

## 性能特点:

- 1、结构简单，破碎比大。
- 2、操作方便，出料粒度比较细。
- 3、投资小，运营成本低。
- 4、简化工艺，减少设备投资。

## Performance Characteristics:

- 1、Simple structure and high crushing ratio
- 2、Easy to operate and fine discharging size
- 3、Low investment and low operation cost
- 4、Simplifying processing and reduce equipment investment



## 产品参数 / Product Parameters

型号 Model	最大给料尺寸 Max Feeding Size ( mm )	出料尺寸 Discharging size ( mm )	生产能力 Capacity ( t/h )	电机功率 Motor Power ( kw )
PC64	100	≤10	8-15	22
PC86	120	≤10	10-25	55
PC108	200	≤10	12-30	110
PC1010	200	≤10	50-200	240
PC128	200	≤15	100-350	480
PC1612	800 × 800 × 800	≤25	100-140	220
PC1618	800 × 800 × 800	≤25	240-280	355-400
PC1818	800 × 800 × 1000	≤25	320-350	560-630
PC2022	1000 × 1000 × 1500	≤25	400-600	710-800
2PCD1818	1000 × 1000 × 1500	≤75	1000-1200	2 × ( 560-630 )
2PCD2022	1000 × 1200 × 1500	≤75	1400-1500	2 × ( 800-900 )

## 轮胎式移动破碎站 ▶▶▶ Rubber Tyred Mobile Crusher Station



移动破碎站广泛运用于矿山、煤矿、建筑垃圾的循环再利用、土石方工程、城市基础设施、道路或建筑工地等场地作业。其采用一体化设计理念，减少了客户在现场的基础设备及辅助设备的安装作业，降低了客户的安装作业时间。机组设计合理紧凑，降低了传统石料线场的占地面积，且转场使用非常方便，减少客户更换工作地点的二次基础投入。

The mobile crushing station is widely used in mining, coal mining, and construction waste recycling, earthwork engineering, city infrastructure, road or construction sites and site operation. Using integrated design idea, reducing the installation of customer in the field of basic equipment and auxiliary equipment, and reduce the customer installation time. Unit compact and reasonable design, reduces the traditional stone line field area. The use is very convenient when site changing, and reduced customer's second basic input.

### 结构组成:

我公司生产的移动破碎站品种齐全，规格系列化，选择余地大，轮胎式移动破碎站可根据客户的不同需求，推出多样化的组合型移动破碎设备，最大程度满足客户的生产需求。

根据破碎设备可以分为：移动颚式破碎站、移动反击式破碎站、移动圆锥式破碎站、移动制砂机破碎站等。

根据单机组合可分为：圆锥破碎分组合移动站、反击破碎分组合移动站等。

其他移动设备可以根据具体需求进行多样的多级破碎组合形式。

### Structure:

SMMG product complete varieties of mobile crushing station, specifications series, give you more choice. According to the different needs of customers, provide a diverse portfolio of mobile crushing equipment, to meet the customer's production needs.

Based on single machine combination can be divided into: Cone crusher screening combined mobile station, impact crusher screening combined mobile station, etc. Other mobile devices can be multistage crush combination in various forms according to the specific requirements.





## 性能特点:

- 1、配置灵活, 可单机作业, 也可多设备配套作业。
- 2、车载式电动机及控制箱一体化。
- 3、一体化的车载安装, 结构紧凑, 使用方便。
- 4、车载安装支撑, 设备场地驻扎快捷便利。
- 5、转向牵引轴, 便于公路运输及场地深入。
- 6、移动性能强, 适用性高。
- 7、节约成本、降低费用。
- 8、性能稳定, 维修方便。

## Performance Characteristics:

- 1、Flexible configuration, stand-alone operations, but also multi equipment operation.
- 2、Vehicle mounted motor and control box integration.
- 3、Integrated vehicle installation, compact structure, easy to use.
- 4、Vehicle mounted support, equipment site based convenience.
- 5、Steering traction shaft, convenient highway transportation and in-depth site.
- 6、Mobile performance is strong, high applicability.
- 7、Cost savings, reduce costs.
- 8、Stable performance, easy to repair. combination in various forms according to the specific requirements.



## 产品参数 / Product Parameters:

### 移动颚式破碎站 / Mobile Jaw Crusher Station:

型号 Model	给料机型号 Vibrating Feeder	颚破型号 Jaw Crusher	皮带机规格 Belt Conveyor	处理量 Capacity (t/h)	功率 Power (kw)	最大尺寸(长×宽×高) Max size(length * width * high) (mm)
YW938E69	ZSW380×95	Pe600×900	B800×8M	70-150	91.5	13200×2900×4700
YW1142E710	ZSW420×110	Pe750×1060	B1000×11M	90-200	134	15000×3100×5100
YW1349E912	ZSW490×130	Pe900×1200	B1200×13M	150-300	146	17000×3300×5600

### 移动反击式破碎站 / Mobile Impact Crusher Station

型号 Model	振动筛型号 Vibrating Screen	反击破型号 Impact Crusher	皮带机规格 Belt Conveyor	处理量 Capacity (t/h)	功率 Power (kw)	最大尺寸(长×宽×高) Max size(length * width * high) (mm)
Y3K1848F1210	3YK1848	PFY1210	B650×7M	70-300	128.5-150.5	12500×3000×6500
Y3K1860F1214	3YK1860	PFY1214	B650×8M	90-400	154-190	13500×3000×6500
Y3K2160F1315	3YK2160	PFY1315	B800×8M	120-450	210-297	14000×3200×6800

### 移动圆锥式破碎站 / Mobile Cone Crusher Station

型号 Model	振动筛型号 Vibrating Screen	圆锥破型号 Cone Crusher	皮带机规格 Belt Conveyor	处理量 Capacity (t/h)	功率 Power (kw)	最大尺寸(长×宽×高) Max size(length * width * high) (mm)
Y3K1848C900	3YK1848	C900	B650×7M	70-300	99-134	13000×3000×6700
Y3K1860C1300	3YK1860	C1300	B650×8M	120-400	212.5-220.5	14000×3000×6700
Y3K2160M220	3YK2160	M220	B800×8M	140-450	257.5-264.5	14000×3200×6700

## 履带式移动破碎站 >>> Crawler Mobile Crusher Station

履带式移动破碎站是我公司自主研发的全液压驱动履带式车用底盘行走的移动破碎筛分设备。该机型具有结构紧凑,性能可靠,外形美观,自动化程度高等特点。全液压驱动履带式车用底盘,与高性能破碎机,振动筛,电控柜,发电机组等其他设备优化组合,形成完整破碎系统。广泛适用于路桥建设、城市建筑、冶金、能源等领域,进行破碎、筛分等作业。



Crawler mobile crusher station is a full hydraulic drive tracked vehicle chassis with mobile crushing screening equipment, SMMG independent research and development. The machine has the advantages of compact structure, reliable performance, beautiful appearance, high automation level. With full hydraulic drive tracked vehicle, optimization with high performance crusher, vibrating screen, electric control cabinet, generators and other equipment, form a complete crushing system. It's widely applicable to the road construction, city building, metallurgy, energy and other field, for crushing, screening and other operations.

### 结构组成:

我公司研发的履带式移动破碎站包括颚破履带式移动破碎站、反击破履带式移动破碎站、圆锥破履带式移动破碎站和振动筛履带式移动破碎站等系列。我们可根据客户的不同需求,灵活配置优化设计履带式破碎线。

### Structure:

The series of crawler mobile crusher station include of crawler mobile jaw crusher station, crawler mobile impact crusher station, crawler mobile cone crusher station and crawler mobile screening station, etc. According to the different needs of customers, we can flexible configuration optimization design of crawler broken line.

### 性能特点:

- 1、采用钢制履带底盘设计,强度高,通过性好,适应范围广,山地,湿地均可使用。
- 2、采用性能可靠的康明斯柴油机,油耗低,噪音小,经济性能高。
- 3、设备集成化程度高,可实现无极自行走,操作简单,控制准确。
- 4、可根据客户要求,配置不同破碎设备和筛分给料设备。
- 5、结构设计紧凑,性能稳定。可操控性强,降低运输成本和工作负荷。



### Performance Characteristics:

- 1、The chassis design of steel track, high strength, good passing ability, wide adaptation range, mountain, wetlands can be used.
- 2、The Cummins diesel engine, reliable performance and low fuel consumption, low noise, high economy.
- 3、High integration degree of equipment, can realize stepless self-running, simple operation, accurate control.
- 4、According to customer requirements, the configuration of different crushing equipment and screening feeding equipment.
- 5、Compact structure, stable performance. Strong control, reduce the transportation cost and work load.

# 螺旋洗砂机 ▶▶▶ Spiral Sand Washing Machine

螺旋洗砂机适用于各种工程所需砂石的洗选、分级和脱水。砂石洗选机按15°倾斜布置，水槽下部由三边堰板包围形成沉淀池，螺旋头部没入沉淀池内，螺旋由电动机经减速器驱动连续旋转，由沉淀池底部多孔板给入清洗水。

Spiral sand washing machine is suitable for sand washing, grading and dehydration in all kinds of Engineering. Sand washing machine according to 15° tilt arrangement, the lower of the water tank is composed of three side weir plate formed by sedimentation tank. Screw head sink into the settling tank, spiral by motor through reducer drive continuous rotation, clean water into the porous plate from the bottom of the tank.

## 工作原理:

螺旋洗砂机是借助于大小、比重不同的固体粒在液体中的沉降速度不同的原理，细矿粒浮游在水中或溢流出，粗矿粒沉于槽底。由螺旋推向上部排出，来进行机械分级的一种分级设备，能把磨机内磨出的料经过过滤，然后把粗料利用螺旋片旋入磨机进料口，把过滤出的细料从溢流管子排出。该机底座采用槽钢，机体采用钢板焊接而成。

## Principle of Operation:

Principle of spiral sand washing machine is, size or proportion of different solid particle settling velocity in the liquid is different, fine mineral particles suspended in water or overflow, coarse particles sink to the bottom. The spiral discharged from the up, is a kind of classification equipment for mechanical grading. Mill discharging through the filter, coarse material is screwed into the mill inlet using on-chip spiral vane, the fine filter out from the overflow pipe. The base of the machine adopts a channel, the body adopts welded steel plate.

## 性能特点:

- 1、螺旋体长、密封系统好。
- 2、结构简单、处理能力强。
- 3、出砂含水量低、含泥量低。
- 4、结构合理、检修方便。

## Performance Characteristics:

- 1、Spirochetes is long, good sealing system.
- 2、Simple structure, strong processing ability.
- 3、Sand with low water content, low mud content.
- 4、Reasonable structure, convenient maintenance.



## 产品参数 / Product Parameters:

型号 Model	螺旋直径 Screw diameter (mm)	螺旋数量 Screw number	入洗粒度 Feeding size (mm)	处理能力 Capacity (t/h)	耗水量 Water consumption ( m <sup>3</sup> /h )	电机功率 Motor power (kw)	外形尺寸 Outline size (mm)
XL-762	762	1	< 10	75	9-60	11	9070 × 2650 × 1530
2XL-762	762	2	< 10	140	18-120	2 × 11	9070 × 3250 × 1530
XL-915	915	1	< 10	100	10-70	15	9070 × 2650 × 1638
2XL-915	915	2	< 10	200	20-140	2 × 15	9070 × 3510 × 1638
XL-1115	1115	1	< 10	175	20-140	22	9070 × 2830 × 1900
2XL-1115	1115	2	< 10	350	40-280	2 × 22	9070 × 3890 × 1900

## 皮带输送机 ▶▶▶ Belt Conveyor



公司生产的皮带输送机,其输送量大,结构简单,维护方便,成本低,通用性强等优点而广泛地在冶金、煤炭、交通、水电、矿山等行业中用来输送散状物料或成件物品。根据输送工艺的要求可以单机输送,也可多机或与其他输送机组成水平或倾斜的输送系统。

Belt conveyor made in SMMG, has large transport capacity, simple structure, convenient maintenance, low cost, strong versatility. Widely used for conveying bulk materials or items in metallurgy, coal, transportation, hydropower, mining and other departments. It can be a single conveyor according to the requirements of transportation, and can be multi machine or a horizontal or inclined conveying system with other machine

### 产品参数 / Product Parameters:


皮带宽度 belt Width(mm)	输送长度/功率 Conveying length(m)/power(kw)			输送速度 Transporting Speed(m/s)	输送量Capacity(t/h)
400	≤12/2.2	12~20/2.2~4	20~25/3.5~7.5	1.25~2.0	30~60
500	≤12/3	12~20/3~5.5	20~30/5.5~7.5	1.25~2.0	40~80
650	≤12/4	12~20/4~5.5	20~30/5.5~11	1.25~2.0	80~120
800	≤10/4	10~15/4~5.5	15~30/5.5~15	1.25~2.0	120~200
1000	≤10/5.5	10~20/5.5~11	20~40/11~22	1.25~2.0	200~320
1200	≤10/7.5	10~20/7.5~15	20~40/15~30	1.25~2.0	290~480
1400	≤10/11	10~20/11~22	20~40/22~45	1.25~2.0	400~680



## 电控柜 ▶▶▶ Electric Control Cabinet

电控柜是用来控制三相异步电动机的启、停保护的专用设备，可分为星三角启动、软启动、自耦降压启动。我公司生产的电控柜，技术含量高，运行可靠，操作简洁。

Electric control cabinet is the equipment used to control the start/stop protection of three-phase asynchronous motor, including Y-Triangle start, soft start, auto-induction voltage-reduced starting. Electric control cabinet made by SMMG is high technology content, reliable operation, simple operation.



## 除铁器 ▶▶▶ De-ironing Separator

RCYD永磁自卸式除铁器是由高性能永磁磁芯、弃铁皮带、减速电机、框架、滚筒等部分组成，与各种输送机配套使用。用于从非磁性物料中自动清除0.1~25公斤重的铁磁性物质。其内部磁路采用计算机模拟设计、完善的双磁极结构，保障整机在恶劣环境中无故障长期运行。



RCYD dump magnetic separator is made of high performance permanent magnet core, the abandoned iron belt, gear motor, frame, cylinder and other parts, and supporting the use of various types of conveyors. It's for the automatic removal of ferromagnetic substance of 0.1~25 kg from the nonmagnetic materials. The internal circuit using a computer simulation design, perfect model of double pole structure, to ensure the whole in the harsh environment of long-term operation without fault.

### 产品参数 / Product Parameters:

型号 Model	参数 Parameter	项目 Item	适应带宽 Adaptive Bandwidth (mm)	额定吊高 Suspension Height (h≤mm)	物料厚度 Material Thickness (≤mm)	功率 Power (≤KW)	适应带速 Adaptive Belt Speed (m/s)	重量 Weight (Kg)
	RCYD-5		500	150	80	1.5	2.5	910
	RCYD-6		600	175	120	2.2		1190
	RCYD-6.5		650	200	150	2.2		2010
	RCYD-8		800	250	170	2.2		2100
	RCYD-10		1000	300	200	3		2200
	RCYD-12		1200	350	250	4		2500
	RCYD-14		1400	400	300	4		2900




## 配件 ▶▶▶ Accessories



川矿集团拥有市场上品种最齐全的破碎机配件系列产品，适用于各种类型的破碎机，可满足您的各种操作条件和要求，优化您的破碎工艺。


With the market the most complete varieties of crusher accessories products, applicable to all types of crushing machine, SMMG can meet various operation conditions and requirements, optimized your crushing process.



## 石料生产线加工工艺 Stone Production Line Process



## 制砂生产线加工工艺 Sand Production Line Process





装备能力 >>>  
Equipment Ability







# 设备现场 Site Equipment





## 冶金矿山设备 >>> Metallurgical Equipment

川矿集团开发并提供智能化、高效、可靠且经济环保的冶金矿山机械设备及工艺流程。

在工程中常用的设备有：

- ★ 焙烧窑（炉）
- ★ 球团窑
- ★ 冷却器
- ★ 烧结机

SMMG develops and provides intelligent, efficient, reliable equipment and process flow of economic and environmental protection.

In the commonly used in engineering equipment:

- ★ Roasting Kiln (furnace)
- ★ Pellet Kiln
- ★ Cooler
- ★ Sintering Machine.

## 选矿设备 >>> Dressing Equipment

选矿技术是由丰富的实验及实践经验总结出来的专门技术。川矿集团在选矿方面拥有无与伦比的技术和经验。

川矿集团提供专业化的试验工厂，用于设备选型或工艺选择，川矿集团设计并提供如下设备：

- ★ 矿用磨机
- ★ 螺旋分级机
- ★ 旋流器
- ★ 磁选机
- ★ 浮选机
- ★ 过滤脱水机

Ore dressing technology is abundant experiments and experiences of expertise. SMMG have incomparable skills and experience in mineral processing, and provide professional test factory, for equipment selection and process selection.

SMMG design and provide the following equipment:

- ★ Mine Mill
- ★ Spiral Classifier
- ★ Cyclone Separator
- ★ Magnetic Separator
- ★ Flotation
- ★ Filtration And Dewatering Machine.

## 水泥建材设备 >>> Cement Building Equipment

川矿集团在水泥建材行业处于技术开发的前沿，我们提供下列产品：

- ★ 预热器
- ★ 烘干机
- ★ 辊压机
- ★ 立式磨机
- ★ 回转窑
- ★ 球磨机
- ★ 造粉机
- ★ 冷却机

SMMG is in the forefront of technology development in the cement industry, we provide the following products:

- ★ Preheater
- ★ Drying Machine
- ★ Roller Press
- ★ Vertical Mill
- ★ Rotary Kiln
- ★ Ball Mill
- ★ Powder Machine
- ★ Cooler

## 矿山输送设备 >>> Mine Conveying Equipment

川矿集团在矿山输送方面一直处于国内领先水平, 提供的矿井提升机有以下类型:

- ★ 单绳缠绕式矿井提升机
- ★ 多绳摩擦式矿井提升机

SMMG has been in the leading domestic level in the mine transportation. The mine hoist has the following types:

- ★ Single Rope Winding Hoist
- ★ Multi Rope Winding Hoist

## 架空索道 >>> Aerial Ropeway

在客、货架空索道方面, 川矿集团拥有市场90%以上的市场份额, 是行业技术规范的制定者。我们主要提供:

- ★ 循环固定抱索器客运索道
- ★ 循环脱挂式索道
- ★ 脉动循环索道
- ★ 双线往复式客运架空索道
- ★ 拖牵式客运索道

In passenger and freight ropeway, SMMG has more than 90% market share, is the maker of technical specifications. We mainly provide:

- ★ Circulating Fixed Grips Passenger Ropeway
- ★ Circulating Detachable Ropeway
- ★ Pulsatile Circulating Ropeway
- ★ To-and-fro-cable Ropeway
- ★ Towing Passenger Ropeway

## 石化装备 >>> Petrochemical Equipment

川矿集团已有五十多年的石油化工及其非标设备生产加工的历史, 主要提供:

- ★ 自身返碱式蒸汽煅烧炉
- ★ 外返碱式蒸汽煅烧炉
- ★ 反应器
- ★ 干燥机
- ★ 反应釜
- ★ 石油泥浆泵

It has been more than 50 years petrochemical and non-standard equipment production and processing history. Mainly provide:

- ★ Self-return Soda Steam Calciner
- ★ External-return Soda Steam Calciner
- ★ Reactor
- ★ Dryer
- ★ Reaction Still
- ★ Oil Slurry Pump





**四川矿山机器(集团)有限责任公司**  
SICHUAN MINING MACHINERY (GROUP) CO.,LTD.

公司地址: 四川省江油市建设北路888号  
邮 编: 621701  
联系电话: 0816-3696888  
传 真: 0816-3698888  
公司网址: [www.chuankuang.com](http://www.chuankuang.com)  
电子邮箱: [ckscb@126.com](mailto:ckscb@126.com)

Add: No888, Jianshe North Road, Jiangyou City, Sichuan Province  
P.C: 621701  
TEL: 0086-816-3696888  
Fax: 0086-816-3698888  
Web Site: [www.chuankuang.com](http://www.chuankuang.com)  
Email: [ckscb@126.com](mailto:ckscb@126.com)

**成都销售中心:**

地址: 四川省成都市青羊区蜀金路1号  
金沙万瑞中心C座706  
邮编: 610091  
电话: 028-62051592

**Chengdu Sales Center:**

Add: Jinsha Wanrui center C block, Room 706, Shu Jin Road No.1,  
Qingyang District, Chengdu City, Sichuan Province  
P.C: 610091  
Tel: 0086-28-62051592

**数据如有改动 恕不通知**

**The date is subject to variation without farther notice 2014版**